




Hand·in·Scan

Hand Hygiene Matters

How to use the scanner


1 Log in with your RFID card




2 Apply a palmful of the Semmelweis handrub in your cupped hand




3 Rub hands palm to palm




4 Right palm over left dorsum with interlaced fingers interlocked



5 Palm to palm with fingers interlaced




6 Backs of fingers to opposing palms with fingers interlocked




7 Rotational rubbing of left thumb clasped in right palm and vice versa




8 Rotational rubbing, backwards and forwards with clasped fingers of right hand in left palm and vice versa



9 Insert your hand Slightly open your fingers as indicated on the screen



10 Follow the instructions on the screen



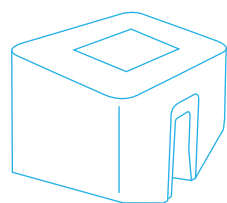
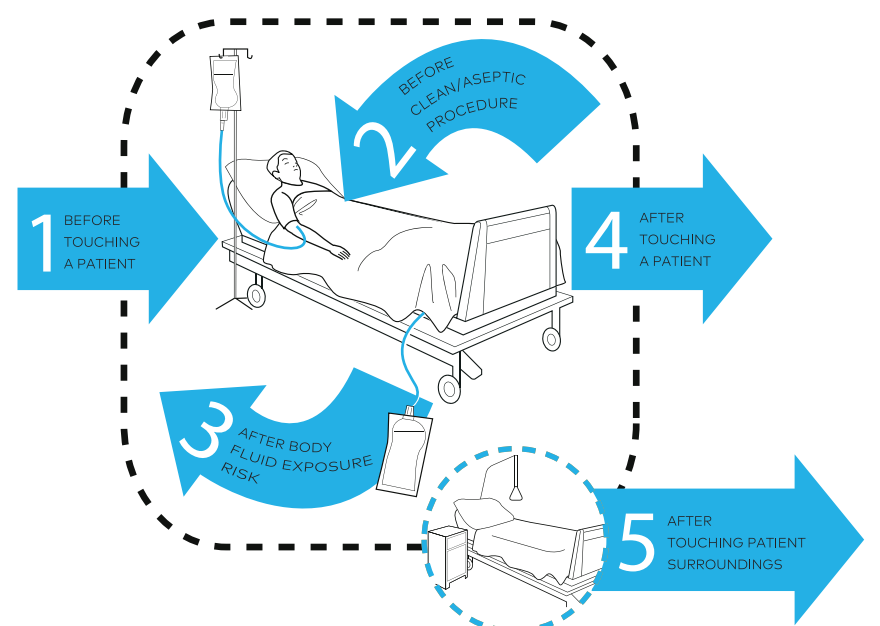
11 Check your hand hygiene results

FAILED
Insufficient hand rubbing

PASSED
Hands disinfected



When to handrub



For more information, please contact us:



www.handinscan.com
sales@handinscan.com +36-1-611-9543